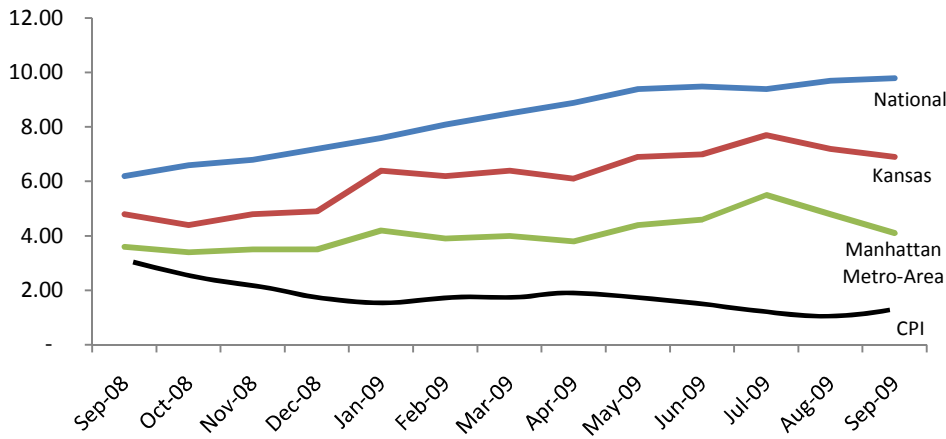


# City of Manhattan Economic Snapshot

September 2009

## Community Position

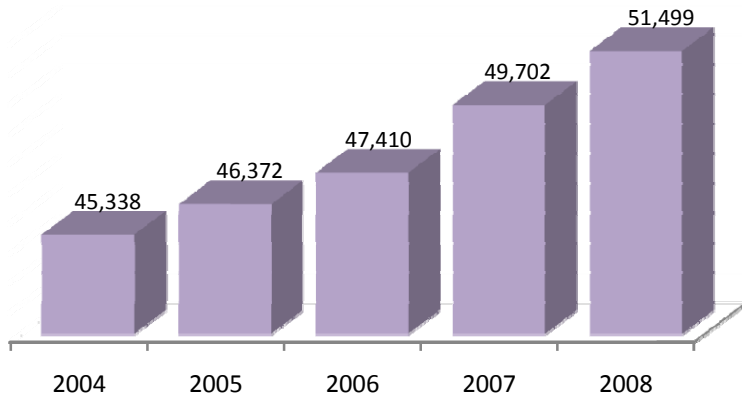
### Unemployment Rate



The Consumer Price Index (CPI) is the average change over time in the prices paid by urban consumers for goods and services. The urban consumer group represents approximately 87% of the total United States population. Not included are the spending patterns of people living in rural non-metropolitan areas, farm families, people in the Armed Forces, and those in institutions, such as prisons and mental hospitals.

Source: United States Department of Labor: [www.bls.gov](http://www.bls.gov)

### Growth Indicators - Vehicle Registrations



Non-Kansas military personnel have the option of registering in the county they reside in or in their home state of record.

Source: Riley County Treasurer's Office

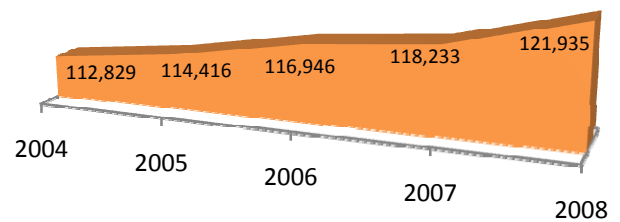
### Assigned Military Population

MAY 2009 STATUS REPORT			
<i>*All numbers are approximate</i>	Mar. 2009	Apr. 2009	May 2009
1st Infantry Division military personnel assigned to Fort Riley, KS (not including Military Transition Team personnel)	15,766	15,910	15,798
Active Duty Soldiers Deployed Overseas (Not including deployed Military Transition Teams)	4,408	4,193	4,224
1st Infantry Division military personnel assigned to the Nebraska location	56	56	57
Military Transition Team Members assigned to Fort Riley	644	906	962
Total Military Transition Team Members deployed	4,456	4,554	4,424
Activated Reservists working on Fort Riley	204	204	211

Source: 1st Infantry Division & Fort Riley Community Update

### Metropolitan Statistical Area Population

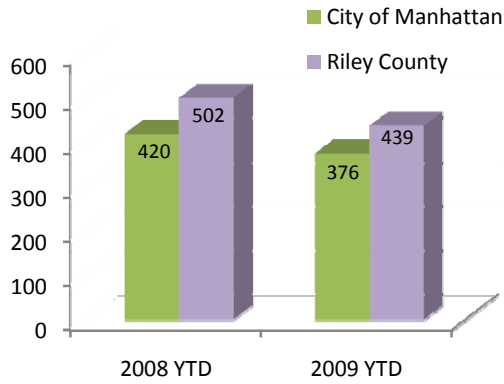
Comprised of Geary, Riley, and Pottawatomie Counties



Source: U.S. Census Bureau - Population Estimates by Statistical Area

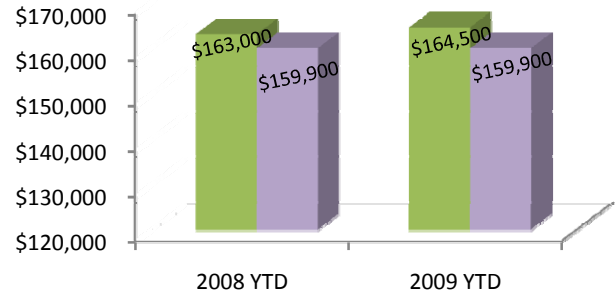
# Housing & Retail

## Sold Listings



Source: Riley County Appraiser's Office  
 This information is based upon the Multiple Listing Service and does not include homes that are listed and sold by owner.

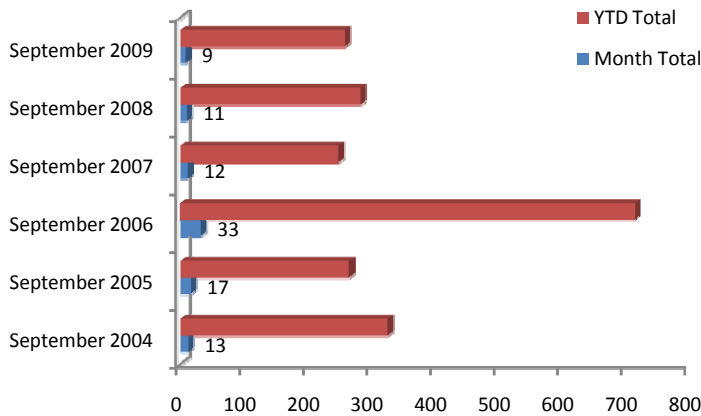
## Median Sales Price



National Median Sales Price, July 2009: \$177,700

Source: Riley County Appraiser's Office  
 National Association of Realtors  
<http://www.realtor.org/research/research/ehsdata>

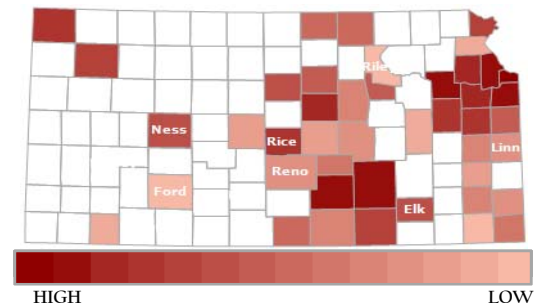
## Housing Units



These are the total number of new Residential units which include single family, two family, and multi family homes.

Source: City of Manhattan Code Services Department

## Foreclosure Filings, September 2009



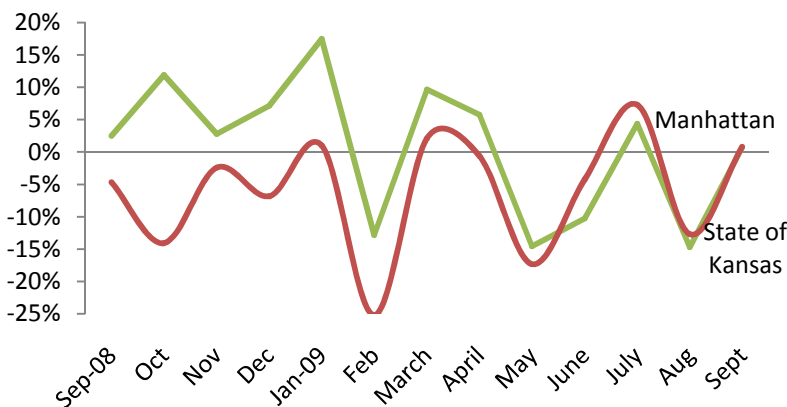
### Riley County Foreclosures:

2007 Filings: 68  
 2008 Filings: 59  
 2009 Filings: 46 (as of 9/30/09)

There are three basic levels to foreclosures:  
 Level 1 - resolved by the lender and borrower  
 Level 2 - property sold as a "short sale"  
 Level 3 - property set up for auction  
 The outcome of each of the filings in Riley County are unknown.

Source: Riley County Appraiser's Office  
 Realty Trac - [www.realtytrac.com](http://www.realtytrac.com)

## Sales Tax Increase (Decrease) over previous year

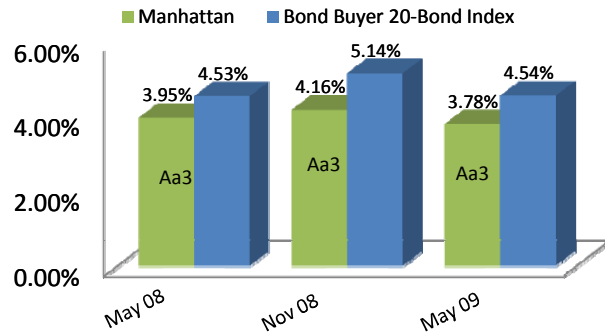


It should be noted that there is a two month delay in the actual report for sales tax. There are also timing differences and prior period adjustments which contribute greatly to sharp increases or decreases on a month to month basis.

Source: [www.ksrevenue.org](http://www.ksrevenue.org)

## Financial Outlook

### Municipal Bond Ratings & Rates



Source: City of Manhattan Bond Sale Records  
[www.munibondadvisor.com/rating.htm](http://www.munibondadvisor.com/rating.htm)

### Moody's Bond Rating

Ratings are assessed on the following factors: economy, debt structure, financial condition, demographics, and management practices of the governing body and administration.

"Aaa" - Best Quality

"Aa" - High Quality by all standards;

"A" - Upper medium grade

"Baa" - Medium grade obligations; they are neither highly protected nor poorly secured.

Bonds in the Aa, A, and Baa are also assigned a "1", "2", or "3" based on strength. "1" as the strongest and "3" as the weakest.

### Other Sources of Additional Statistics:

<http://www.city-data.com/city/Manhattan-Kansas.html>



Information Is Distributed by the City of Manhattan  
For further information, please contact:

City Of Manhattan  
City Manager's Office  
1101 Poyntz Avenue  
Manhattan, Kansas 66502  
785-587-2404  
[www.ci.manhattan.ks.us](http://www.ci.manhattan.ks.us)